







Fender Mustang Micro Quick Reference

LED Color	AMP		EFFECTS	Mod. Param.
White	'65 Twin + Compressor	0	Large Hall	Reverb Level
Red	'65 Deluxe	1	'65 Spring	Reverb Level
Green	'57 Twin	2	Modulated Large Hall	Reverb Level
Blue	VOX AC30	3	Sine Chorus + Large Room	Ch. Depth
Yellow	'65 Deluxe + TS808	4	Triangle Flange + Large Room	Flange Depth
Magenta	Marshall Super Lead	5	Vintage Tremolo + Spring	Trem. Rate
Turquoise	Mesa Dual Rectifier	6	Vibratone + Large Room	Rotor Speed
Orange	Bassbreaker 15 Hi-Gain	7	Harmonic Tremolo + Large Room	Trem. Rate
Raspberry	Friedman BE-100	8	Slapback Delay + Large Room	Delay Level
Spring Green	EVH 5150	9	Tape Delay + Small Room	Delay Level
Violet	Bogner Uberschall	10	Sine Chorus + Mono Delay + Large Hall	Delay Level
Cyan	Studio Preamp	11	TC 2290 Delay + Large Room	Delay Time

LED Color	EQ		MODIFY
Violet		-3	Bypass
Blue	Darker	-2	--
Green	Dark	-1	-
White	Flat	0	Default
Yellow	Bright	1	+
Red	Brighter	2	++

LED Color	State		Battery Status
Green	Solid		USB Connected and Fully Charged
Yellow	Solid		USB Connected and Charging
Red	Flashing Rapidly		USB Connected and High Temperature
Green	On 1 second in 5		On Battery at 50% or Higher
Yellow	On 1 second in 5		On Battery at 20% to 50%
Red	On 1 second in 5		On Battery at 20% or Below

Factory Reset Hold EQ+ and EFFECTS-, power on, continue holding 3 seconds.

FW Update See fender.com/mmfirmware. Hold AMP-, power on, continue holding 3 seconds.

Version 2



©2021 Blrfl Labs. This work is licensed under a Creative Commons Attribution-NonCommercial-ShareAlike 4.0 International License. For more information, see <https://creativecommons.org/licenses/by-nc-sa/4.0> or email us at labs@blrfl.com.